



Freewallet

Bitcoin Wallet Guide

Here we start:

1. Click the link provided here on stefot.com to be transferred to freewallet.org to open a personal Bitcoin wallet.

A screenshot of the Freewallet Family Blockchain's Front-End landing page. The background is a blurred image of a person's hands holding a smartphone. The page features a large white heading, a sub-heading, a paragraph of text, and two buttons: a teal 'Create wallet now' button and a white 'Choose your app' button. At the bottom, there is a link for 'Login' for existing users.

Freewallet Family Blockchain's Front-End

Store and manage digital currencies with ease in the smart and beautiful mobile-first cryptocurrency wallets developed by Freewallet.

Create wallet now

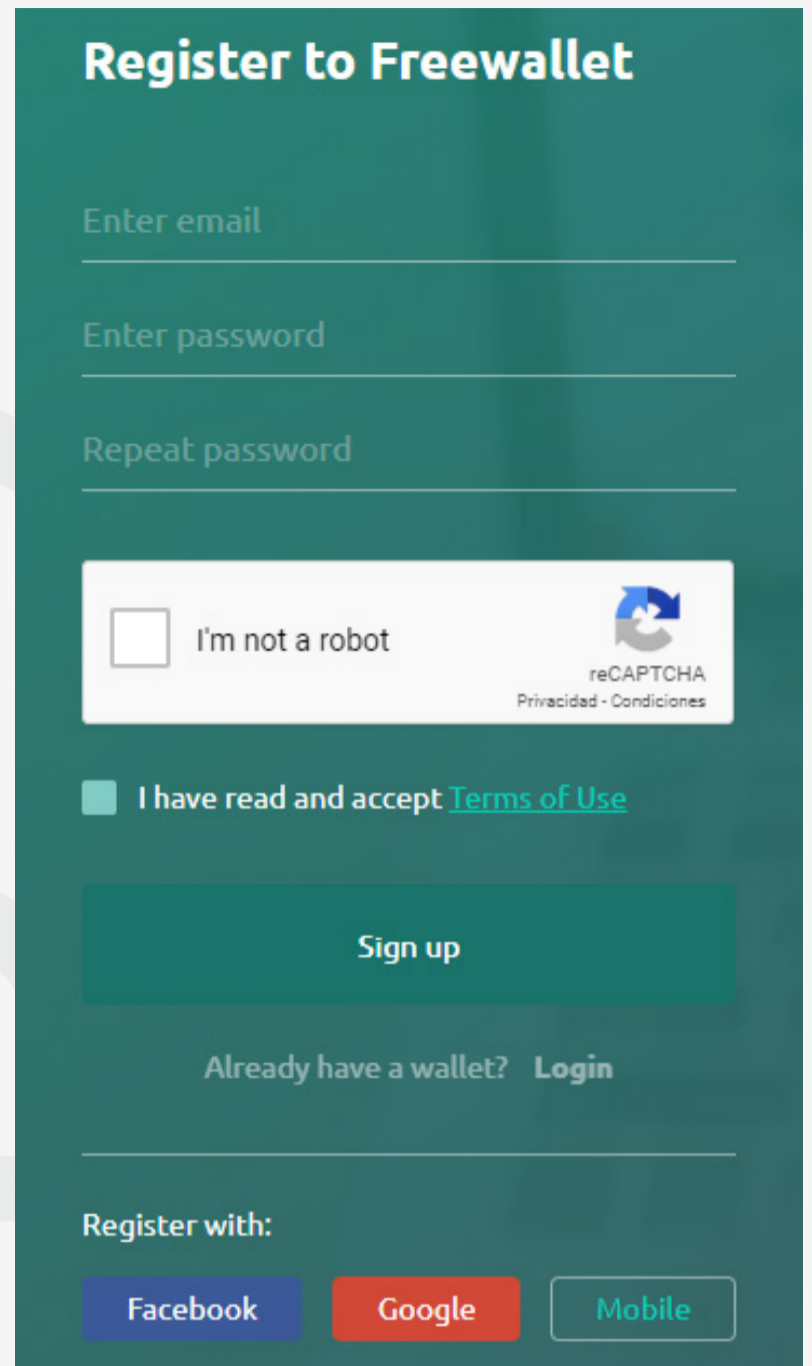
Choose your app

Already have an account? [Login](#)

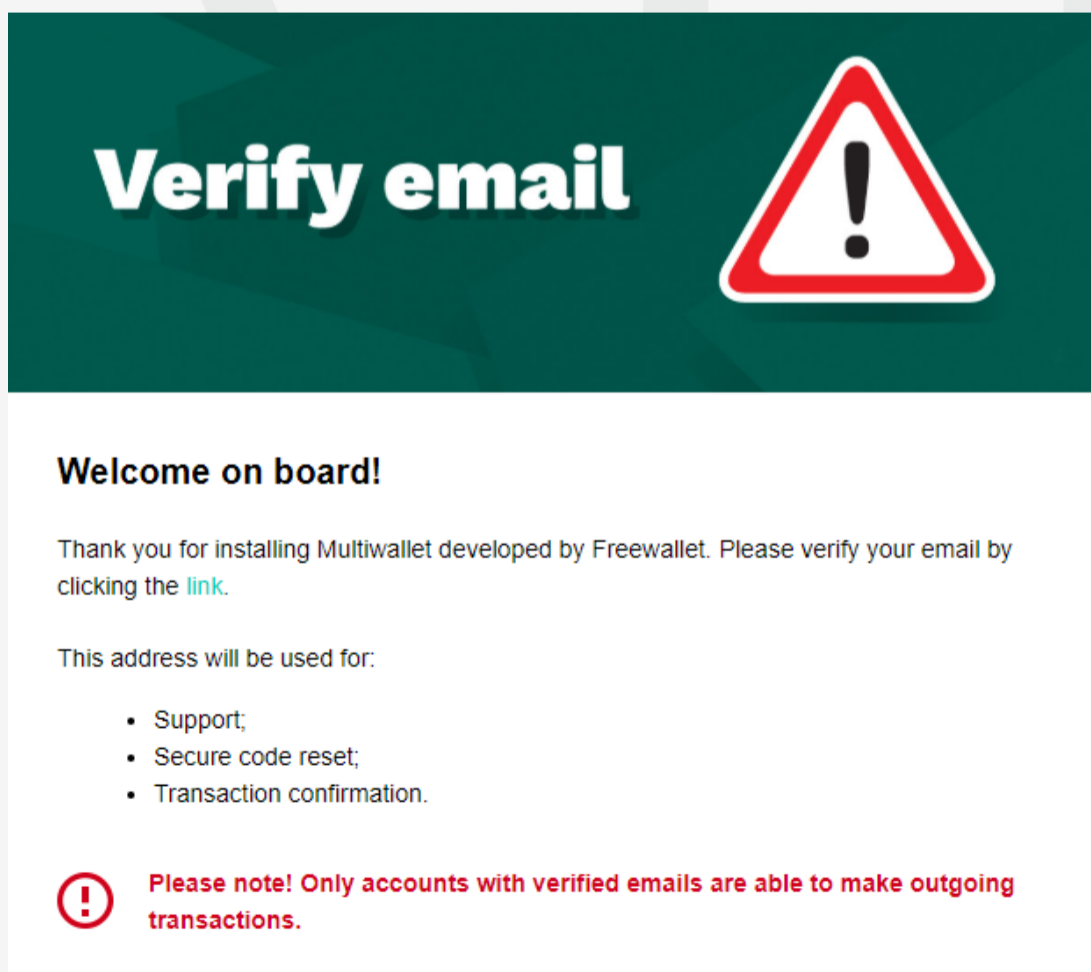
2. Click on 

3. Register to freewallet using your email or [facebook / google](#). Be sure to provide a secure personal email and choose a difficult password that only you know.

4. Check the box that you understand the terms and conditions and the 'I am not a robot' captcha.



The screenshot shows the 'Register to Freewallet' form. It includes input fields for 'Enter email', 'Enter password', and 'Repeat password'. Below these is a reCAPTCHA section with an 'I'm not a robot' checkbox and the reCAPTCHA logo. A checkbox for 'I have read and accept Terms of Use' is also present. A large green 'Sign up' button is centered below the form. At the bottom, there are three buttons for 'Register with: Facebook', 'Google', and 'Mobile'. A link for 'Already have a wallet? Login' is located above the registration buttons.



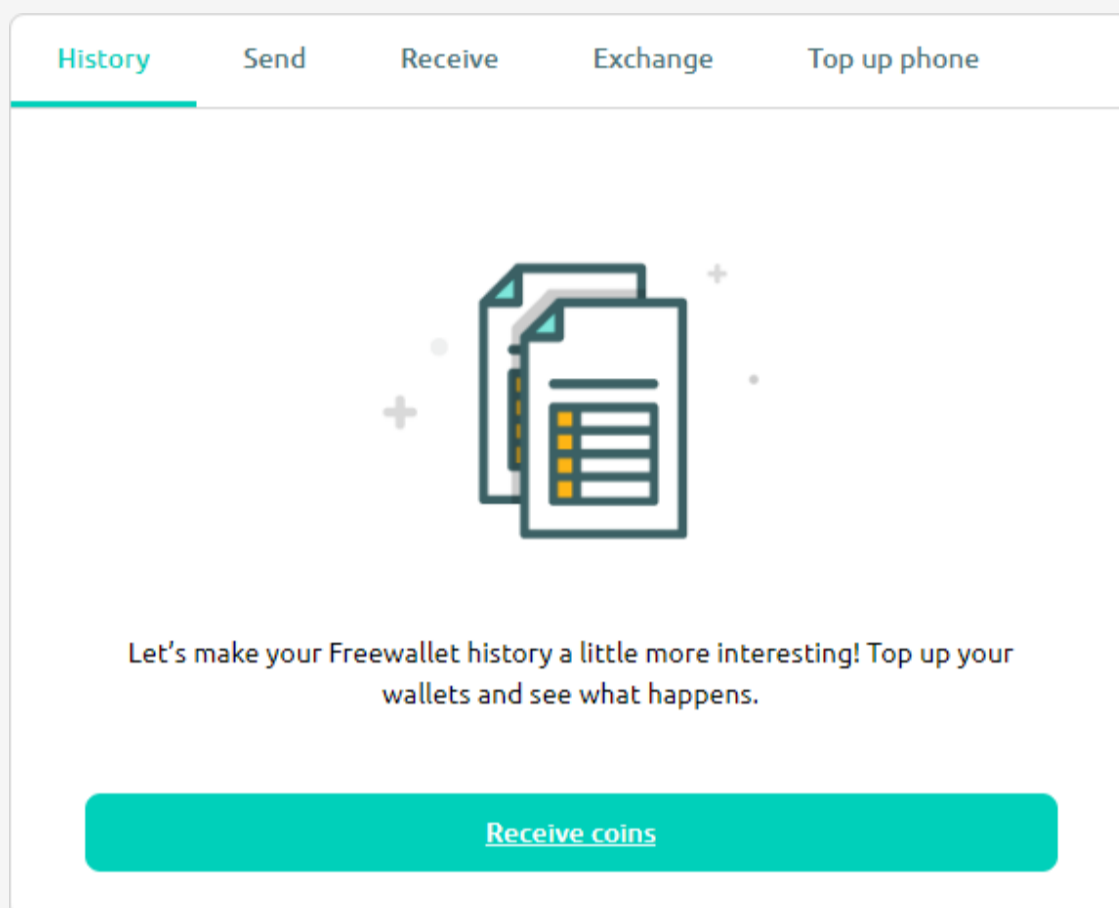
The banner features a dark green background with the text 'Verify email' in white, accompanied by a red warning triangle icon with a black exclamation mark. Below the banner, the email content reads: 'Welcome on board! Thank you for installing Multiwallet developed by Freewallet. Please verify your email by clicking the [link](#). This address will be used for: Support, Secure code reset, Transaction confirmation. Please note! Only accounts with verified emails are able to make outgoing transactions.'

5. Check your email. You will need to verify your email.

6. To receive/send coins, return to freewallet.com and login (if you did not save the password)

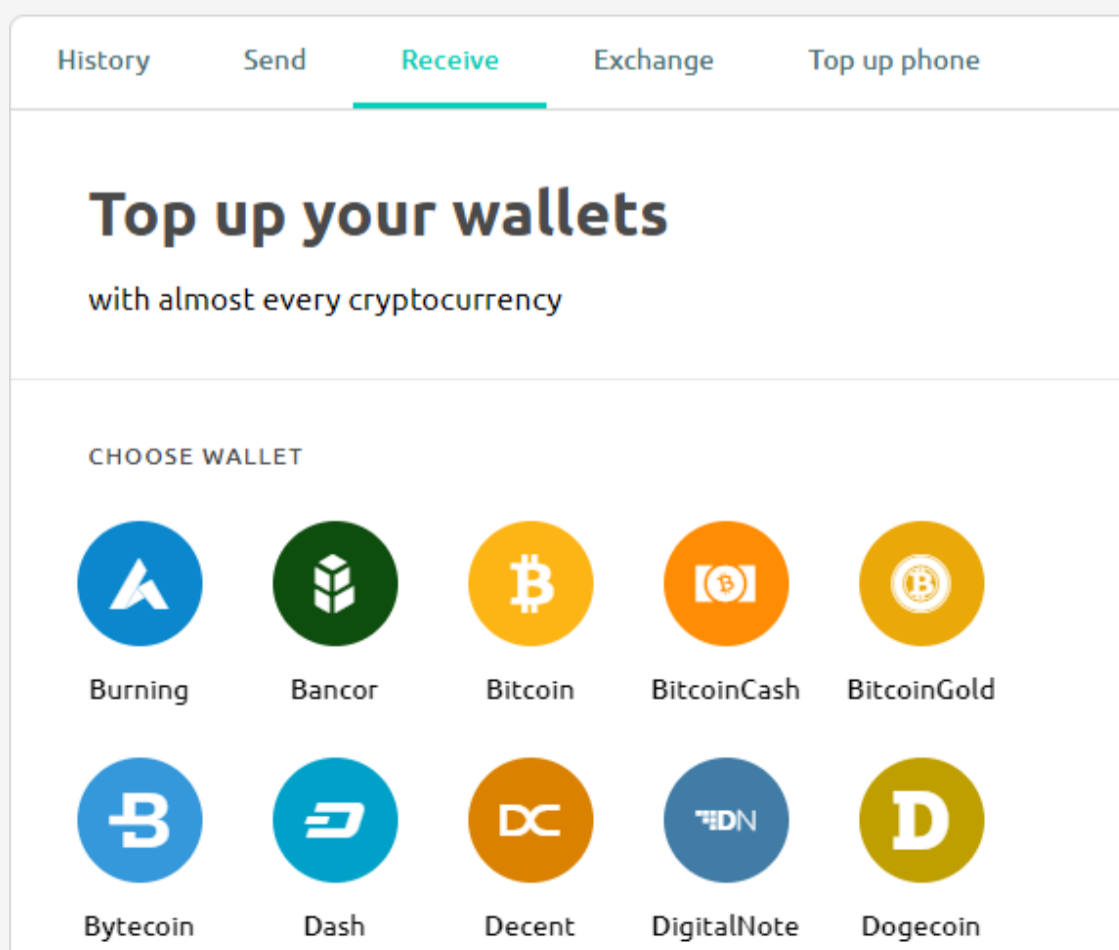
7.

Click to receive coins.




8.

Choose bitcoin



9.

You will be given an address to receive bitcoins 'my deposit address'



Top up your wallets

with almost every cryptocurrency


CHOOSE WALLET

Burning Bancor Bitcoin BitcoinCash BitcoinGold

MY DEPOSIT ADDRESS

3KPbHRuJTEc4UXXBaPGfxgRtd5q5hsPEgf

Generate New



PREVIOUS ADDRESSES [Show all](#)

Freewallet users can send you transactions by your User ID:

a7ca8efb

Use this link to top up your BTC wallet with other currencies:

<https://freewallet.org/id/a7ca8efb/btc>

10. You may return now to stefot.com in order to buy or sell bitcoin

Interested in selling bitcoin?						Interested in buying bitcoin?					
Buyer	Amount	Price	Rate	Last Update	View	Seller	Amount	Price	Rate	Last Update	View
vckobi ★★★★★	0.01-1B	₺ 34,855.50	₺ 34,856	a month ago	Sell Now >	Tiperten2 ★ New User	0.01-2B	₺ 42,758.00	₺ 21,379	2 months ago	Buy Now >
adasafsdfsdd ★ New User	0.01B	₺ 272.54	₺ 27,254	3 months ago	Sell Now >	vadiml ★★★★★	0.01B	₺ 223.17	₺ 22,317	8 days ago	Buy Now >
hotdog ★ New User	0.01B	₺ 271.73	₺ 27,173	3 months ago	Sell Now >	vadiml ★★★★★	0.01B	₺ 223.34	₺ 22,334	8 days ago	Buy Now >

easy, right?